





OVERALL PERFORMANCE (K8)




Parents are critical partners in a school's success. Just as your child's report card shows how your child is performing, this school report card shows you how your child's school is performing in multiple areas. It is designed to show the school's strengths and areas in need of improvement in order to ensure Utah schools are meeting the needs of all students. To learn more, see [Parents' Frequently Asked Questions](#).

HOW IS THE SCHOOL PERFORMING IN EACH COMPONENT?

PARTICIPATION RATE

School Rate 100.0%

 	 
ACHIEVEMENT	GROWTH
English Language 43.7%	English 49.2% High
Arts 43.1%	Language 54.2% High
Mathematics 44.1%	Arts 48.1% Average


 	
ENGLISH LEARNER PROGRESS	EARLY LITERACY
English Learners' Adequate Progress 70.8%	Students Reading on Grade Level 54.7%
	76.4%
	Students Making

HOW IS THE SCHOOL PERFORMING ON OTHER MEASURES OF SCHOOL QUALITY? (UNSCORED)

SELF REPORTED INDICATORS	OTHER MEASURES (UNSCORED)
School Accountability	Consistent Attendance 88.8%
View Details	View Details

HOW IS THE OVERALL SCORE CALCULATED?

POINTS WEIGHTED TO OVERALL SCORE

	<ul style="list-style-type: none"> • Achievement 37%points (56 possible) 24 points earned • Growth 37%points (56 possible) 28 points earned • English Learner Progress 9%points (13 possible) 9 points earned • Growth of the Lowest 25% 17%points (25 possible) 14 points earned
	<hr/> Total: 150 points possible 76 points earned

[View more info on the system >](#)
[View more info on the calculation >](#)